

Milestone Early Years Home Activities 'All About Me' Term 1 2015-16

Welcome to our new parents and welcome back to all who have been with us for the past year.


This term the classes will establish class rules and gather together for a celebration of our achievements during each week.



Our Senses

Our senses will be explored both inside and outside, in the forest area, classrooms, playgrounds and the local community.

The children will be enjoying the mud kitchen, walking to the shops to buy their ingredients for cooking and visiting the park



Topic Story One

One day a little boy loses his bellybutton, so he sets off into the jungle to find it. On the way he meets lots of animals, who each have their own belly buttons. However it seems that somebody has stolen the little boy's and they may not be so eager to give it back.

Use your eyes and ears - to watch and listen

www.youtube.com/watch?v=O99ecwRpXf0 - nose
www.youtube.com/watch?v=76AEABci61Q - eyes
www.youtube.com/watch?v=x4s67Kc79rs - ears


Physical Development

We will be using all of the areas to practice our gymnastic skills to help us run, jump, kick, turn and balance, helping us all with our learning.

Inside we are using lots of Clever Finger activities:- using tweezers to pick up pompoms, playdough and lots of other tricky things for our fingers.

Topic Story Two


Discover how you use *your* five senses. This book will help show our young children how they use their senses to smell a rose or play with a puppy. Explore your senses at home and show us on Tapestry.



Topic Story 3

www.youtube.com/watch?v=9xxyZSdYEmM - listen to the song

A lovely book to share with your children. This book is an introduction to the basic body parts and movements. Gorillas, elephants, camels and other animals invite all young readers to clap, stomp, wiggle and bend like they do.



From Head to Toe

Cooking

As we are looking at our senses we will be exploring the smells of our ingredients, what they look and feel like when we make our 'Gingerbread Men' and 'Pizza Faces'.

