






 Jenna,  Daisy,  Shayden and  Keiren worked together to identify 'Hot Spots' and 'Grot Spots' around the school.








   
Green = nice







    
Red = dangerous / unsafe





    
Brown = polluted e.g. litter

    
Yellow = an area that could be improved

   
Green Areas:

 Secondary Playground:  The students  said that they particularly  liked this   
 playground and the  equipment.

 PE Hall:  Students commented that they  like the  hall as it is  fun and makes them feel  happy.


 Meadow  Classroom:  They feel safe in their  classroom.



Red Areas:



Display boards: Some displays are ripped.



Car park: Students suggested that we should have more



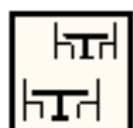
flowers around the secondary entrance to make it more



welcoming.



Pictures around the school: Students suggested that in




the dinner hall we could have photos of children in



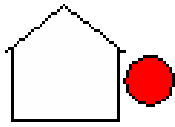
the school at lunch.



Brown





Areas:

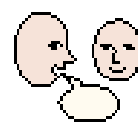


Outside

area (Field):



Students



said they could




help to



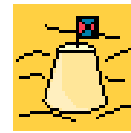
clean this area and



put




new

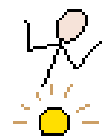


sand

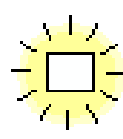
in the




sand pit




as well as finding



new



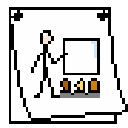
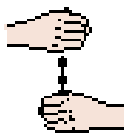
toys.



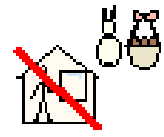
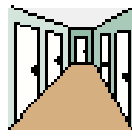
Pupils suggested that this could be used as a



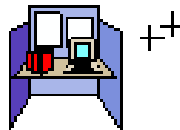
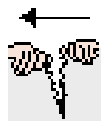
wet play area.




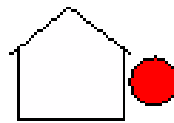

Actions for term 4:



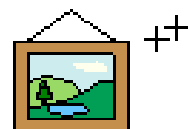
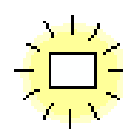
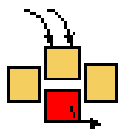
1. Paint the Phase 2 corridor during the Easter holiday





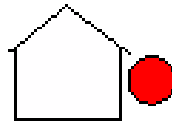


and repair ripped displays.



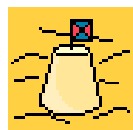

2. Plant some flowers outside the secondary entrance.



3. Replace photo display boards with new pictures.



4. Sweep the area outside Field class and put in



some new sand.